

WhisperControl & ecoswitch

A total package to complete virtually any vent fan project

WhisperControl and ecoswitch

The **WhisperControl** and **ecoswitch** line of products provide quality and performance to meet a variety of residential and commercial applications.

Our advanced and easy to use intelligent controls are a perfect complement to any vent fan project for controlling moisture and complying with the latest ventilation codes and standards.

The Panasonic ecoswitch line of products provide commercial grade quality at residential grade pricing. Our attractive switches are available in single, double, triple and quad functions and provide a complete package that supports virtually any ventilation fan project.



Condensation
Sensor Plus



Preset
Countdown &
Hourly Timer



2 Function
Switch *



* Representative of the ecoswitch line, also available in single, triple and quad functions.

WhisperControl

Condensation Sensor Plus

The **Condensation Sensor Plus** makes your bathroom cleaner and healthier...*automatically*. It works with any single speed fan and fan/light models, automatically turning the fan 'on' before condensation forms, and off when the room returns to the optimum dryness level.

Unlike competitive units that only monitor humidity levels, the Condensation Sensor Plus features a patent-pending sensor with built-in intelligence that monitors both temperature *and* humidity — actually anticipating the dew point — making it the most effective, proactive solution on the market.

The Panasonic Condensation Sensor Plus also has advanced, easy-to-use features that allow you to customize its operation, including a Moisture Sensitivity Selector that allows fine tuning for dry or moist environments, and an Adjustable Minutes Per Hour(MPH) Fan Timer for ASHRAE 62.2 compliance.

Additional features include a blue LED light to indicate when the fan is on and a matching wall plate for a decora style design.



FAN ONLY

FV-WCCS1-W (White)
FV-WCCS1-A (Light Almond)



FAN/LIGHT

FV-WCCS2-W (White)
FV-WCCS2-A (Light Almond)



WhisperControl

Condensation Sensor Plus

Key Features

- ❑ Helps control bathroom condensation to prevent mold and mildew
- ❑ Intelligent and advanced sensor technology monitors humidity *and* temperature to anticipate dew point, automatically turning the fan On to control moisture
- ❑ Automatic seasonal adaptability with optional Moisture Sensitivity Selector allows fine tuning for dry or moist environments
- ❑ Adjustable Minutes Per Hour Fan Timer (0-60mins) for compliance with ASHRAE 62.2
- ❑ Automatic and manual On/Off fan control
- ❑ Commercial Grade – 8 Amp max load, 2 year limited warranty*
- ❑ May be used to comply with ASHRAE 62.2, LEED, ENERGY STAR® 3.0 and CALGreen



* One year additional fan warranty available when a Panasonic WhisperCeiling/Lite, WhisperValue or WhisperFit/Lite fan is controlled by the Panasonic Condensation Sensor Plus.

WhisperControl

Condensation Sensor Plus

Detailed Features & Benefits

Dual Sensing Moisture Control Technology

Automatically turns on exhaust fan to control moisture. Intelligent and advanced patent pending sensor technology monitors humidity **and** temperature for superior accuracy. Fan automatically turns off when the optimum dryness level is met, in all climate zones and for all seasons.

Moisture Sensitivity Selector

Adjust the unit's sensitivity based on your regional climate, the size of your bathroom and your preferred dryness level. The Moisture Sensitivity Selector tracks temperature and humidity over several weeks to determine the level of dryness your room needs to return to. When the Condensation Sensor Plus turns on, the room will be dried out to the level that was averaged over this period of time. It is not affected by daily or seasonal changes in your room's climate so you can set it once and forget it.

Adjustable Minutes Per Hour (MPH) Fan Timer

Automatically turns the fan On for a set amount of time every hour (0-60 mins) for compliance with ASHRAE 62.2. The MPH fan timer provides constant and controlled ventilation every hour, and will credit any manual use time to the next hours operation(up to 3 hours ahead). This credit for manual use saves energy by conserving heated or cooled air.

Automatic & Manual Fan Control

A 20 minute countdown timer initiates once the fan is *manually* turned on. During automatic operation, a 30 minute countdown timer initiates after moisture levels in the room return to a normal range.

Commercial Grade – 8 Amp Max Load

Tough and rugged, with a max load capacity of 8 amps, the Condensation Sensor Plus can even handle high performance DC motored fans and LED lighting. It also comes with a 2 year limited warranty*.

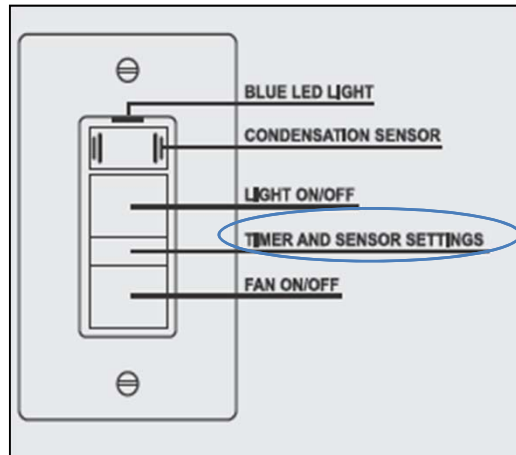


* One year additional fan warranty available when a Panasonic WhisperCeiling/Lite, WhisperValue or WhisperFit/Lite fan is controlled by the Panasonic Condensation Sensor Plus.

WhisperControl

Condensation Sensor Plus

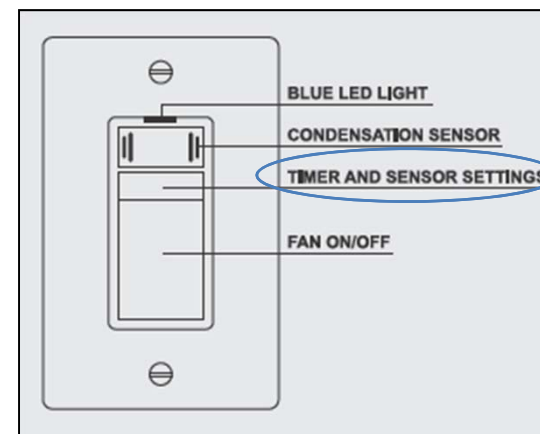
Detailed Features & Benefits (cont'd)



ON/OFF

FV-WCCS1-W (White)

FV-WCCS1-A (Light Almond)

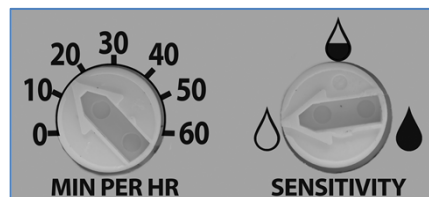


ON/OFF/LIGHT

FV-WCCS2-W (White)

FV-WCCS2-A (Light Almond)

Timer & Sensor Settings:



High Sensitivity - Most sensitive setting, for dryer climates and/or larger rooms.



Average Sensitivity - Condensation Sensor Plus comes factory set to this most common setting.



Low Sensitivity - Least sensitive setting, used in hotter and more humid climates.



WhisperControl

Condensation Sensor Plus Specifications

WhisperControl Condensation Sensor Plus	FV-WCCS1-W/A	FV-WCCS2-W/A
Ground	Grounding	Grounding
Feature	Blue LED	Blue LED
Amperage	15 Amp	15 Amp
Maximum Fan Load	8 Amp	8 Amp
Voltage	120 Volts	120 Volts
Dry Contact Switching	24 Volt AC Input/Output	24 Volt AC Input/Output
Termination	6" Leads	6" Leads
Connections (Copper Wire Connections)	Use #14 or #12	Use #14 or #12
Max. Fluorescent Light Load	NA	400 Watt
Standard Certifications	UL/CSA Listed	UL/CSA Listed
Warranty	2 Year Limited	2 Year Limited



WhisperControl






Condensation Sensor Plus - Competitive Advantages

- ☐ Technology: Humidity *and* temperature detection anticipates dew point, automatically turning the fan on before condensation forms
- ☐ Does not need to be adjusted as weather changes
- ☐ Continually monitors room conditions and runs fan until optimum dryness level is achieved
- ☐ Commercial grade quality - 8amp max load, 2 year limited warranty
- ☐ Fan/Light control option available



WhisperControl

Condensation Sensor Plus - Competitive Benchmark

Moisture Control Type	Condensation and RH Humidity	Condensation and RH Humidity	RH Humidity	RH Humidity	RH Humidity
	PANASONIC	DEW STOP	Leviton IPHS5 Humidistat	Honeywell H908B Manual Dial Humidistat	Broan DL-100 Manual Dial Humidistat
Models					
Sensor Type	Condensation and Humidity detection, Patent Pending	Condensation and Humidity detection, Patent Pending	RH Humidity ONLY	RH Humidity Only	RH Humidity Only
Technology	Humidity and temperature detection with Patent software tracking temperature and humidity	Humidity and temperature detection with Patent software tracking temperature and humidity	RH Humidity set point detection and humidity rise over time detection	RH Humidity set point detection only	RH Humidity set point detection only
Must be Adjusted as Weather Changes	NO	NO	YES	YES	YES
Adjustable Sensitivity	Condensation and Humidity	Condensation and Humidity	RH Humidity ONLY	RH Humidity ONLY	RH Humidity ONLY
Room Drying Mode	YES	YES	NO	NO	NO
ASHRAE 62.2 Run Per Hour Timer	YES with 3 hour credit for manual and condensation use	NO	Hour run timer with NO credit for manual use time	No	NO
Can Sensors be used while in ASHRAE Per Hour Timer Mode	YES	NO	NO	No	No
ASHRAE 62.2 Run Per Hour Timer Settings	60 Settings 0 - 60 minutes	No	Four settings 10, 20, 30, 45 min	No	No
Timer	YES	YES	YES	NO	NO
Fan and Light Combination Available	YES	YES	NO	NO	NO
LED Indicator Light	Blue, illuminated when fan is ON	Blue, illuminated when fan is ON	Green LED, illuminated when fan is OFF	NONE	NONE
Areas of Use	ALL DAMP AREAS OF THE HOME	ALL DAMP AREAS OF THE HOME	All Humid Areas	All Humid Areas	All Humid Areas
Load	8 AMP	3 AMP	3 AMP	8 amp	8 amp
Voltage	24V-120V / 50-60HZ	24V-120V / 50-60HZ	120/60HZ	24V-120V	24V-120V
3-Way	Yes up to 50 in series	Yes up to 50 in series	NO	NO	NO
Warranty	2 Year Limited *	1 Year Limited	5 YR LTD	1 YR PARTS ONLY	1 YR PARTS ONLY

* One year additional fan warranty available when a Panasonic WhisperCeiling/Lite, WhisperValue or WhisperFit/Lite fan is controlled by the Panasonic Condensation Sensor Plus.

WhisperControl

Pre-Set Countdown and Hourly Timer

The **Pre-Set Countdown and Hourly Timer** allows you to pre set the fan to run for a specific period of time. It will then shut the fan Off automatically for you, making it an ideal product for tenant and family use.

The Panasonic Pre-Set Countdown and Hourly Timer also includes an advanced, easy-to-use Adjustable Minutes Per Hour(MPH) Fan Timer for ASHRAE 62.2 compliance. It also carries a Commercial Grade quality designation, which allows it to even handle high performance DC motored fans and LED lighting.

Additional features include a blue LED light to indicate when the fan is on and a matching wall plate for a decora style design.



FAN ONLY

FV-WCD01-W (White)

FV-WCD01-A (Light Almond)



FAN/LIGHT

FV-WCD02-W (White)

FV-WCD02-A (Light Almond)



WhisperControl

Pre-Set Countdown & Hourly Timer

Key Features

- ☐ Pre-set countdown fan timer (5-15-30-45 or 60 mins.) automatically turns the fan off to help minimize excessive run time
- ☐ Adjustable Minutes Per Hour Fan Timer (0-60mins) for compliance with ASHRAE 62.2
- ☐ Manual On/Off fan control
- ☐ Commercial Grade – 8 Amp max load, 2 year limited warranty
- ☐ May be used to comply with ASHRAE 62.2, LEED and ENERGY STAR® 3.0



WhisperControl

Pre-Set Countdown & Hourly Timer

Detailed Features & Benefits

Pre-Set Countdown Timer

Pre-set the fan timer to 5-15-30-45 or 60 minutes. When the fan is manually turned ON, the timer will run the fan for the selected period of time then shut the fan OFF automatically for you.

Adjustable Minutes Per Hour (MPH) Fan Timer

Set the MPH fan timer to have the fan come ON for a set amount of time every hour (0-60 mins) for compliance with ASHRAE 62.2. The MPH fan timer provides constant and controlled ventilation every hour. It also sees when you've used the Pre-Set Countdown Timer and will temporarily suspend fan operation to avoid excessive run times. If you want to manually shut the fan off when the MPH timer is running, simply press the fan On/Off button.

Manual On/Off Fan Control

Simply push the switch button for manual on/off operation when immediate ventilation is needed.

Commercial Grade – 8 Amp Max Load

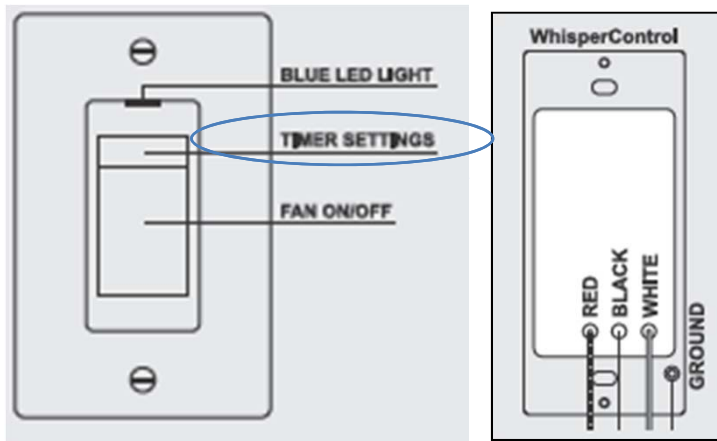
Tough and rugged, with a max load capacity of 8 amps, the Pre-Set Countdown Timer can even handle high performance DC motored fans and LED lighting. It also comes with a 2 year limited warranty.



WhisperControl

Pre-Set Countdown & Hourly Timer

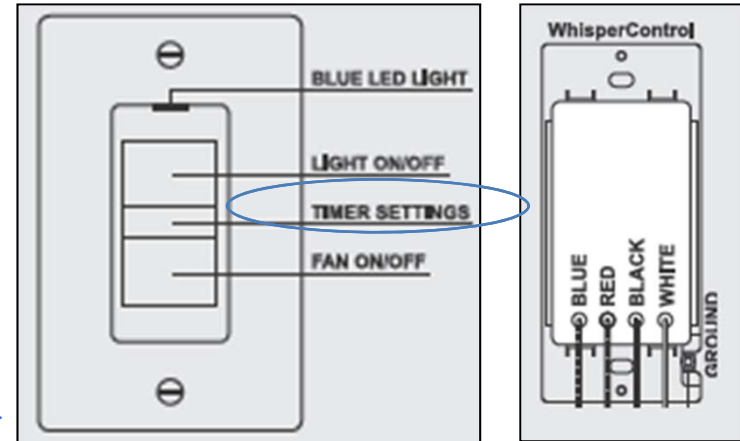
Detailed Features & Benefits (cont'd)



ON/OFF

FV-WCD01-W (White)

FV-WCD01-A (Light Almond)

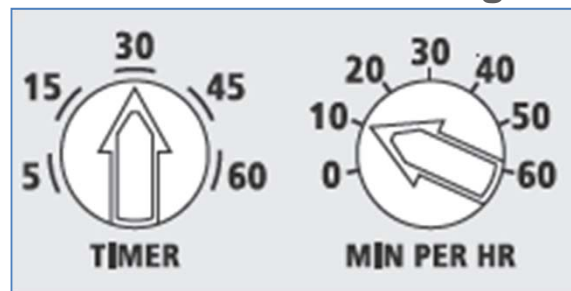


ON/OFF/LIGHT

FV-WCD02-W (White)

FV-WCD02-A (Light Almond)

Timer & Sensor Settings:



WhisperControl

Pre-Set Countdown & Hourly Timer Specifications

Preset Countdown and Hourly Timer	FV-WCD01-W/A	FV-WCD02-W/A
Ground	Grounding	Grounding
Feature	Blue LED Light	Blue LED Light
Amperage	15 Amp	15 Amp
Maximum Fan Load	8 Amp	8 Amp
Dry Contact Switching	24V AC input/output	24V AC input/output
Max. Fluorescent Light Load	N/A	400 Watt
Termination	6" Leads	6" Leads
Standard Certifications	UL/CSA Listed	UL/CSA Listed
Warranty	2 Year Limited	2 Year Limited





The Panasonic ecoswitch line of products provide commercial grade quality at residential grade pricing. EcoSwitch is available in single, double, triple and quad functions to provide a complete package for all of your residential and commercial application needs.

1 Function Switch : On/Off – Ideal for Fan



FV-WCSW11-W (White)
FV-WCSW11-A (Light Almond)

- Fan On/Off Switch
- Engineered to efficiently control current LED lighting and DC motor loads
- Back and side wiring terminals accept both solid and stranded wire to ease installation
- Full-rated current capacity with fluorescent or resistive loads. Motor capacity is 80% of switch rating
- Fits single gang box / Includes matching wall plate
- Commercial Grade

Specifications	FV-WCSW11-W/A
Ground	Grounding
Feature	Single Pole
Amperage	15 Amp
Voltage	120 Volt
Terminations	Quickwire Push-in, and Side Connection
Standards & Certifications	UL/CSA Listed
Warranty	2 Year Limited





2 Function Switch : On/Off – Ideal for Fan/Light



FV-WCSW21-W (White)
FV-WCSW21-A (Light Almond)

- Multi-switch combination devices save space and add convenience
- Engineered to efficiently control current LED lighting and DC motor loads
- Common feed shunted internally to all switches
- Elegant decorator styling provides multiple controls in a single-gang wall box
- Fits single gang box / Includes matching wall plate
- Commercial Grade

Specifications	FV-WCSW21-W/A
Ground	Grounding
Feature	Single Pole / Single Pole
Amperage	15 Amp
Voltage	120 Volt
Terminations	Side Connection
Standards & Certifications	UL/CSA Listed
Warranty	2 Year Limited





3 Function Switch: On/Off – Ideal for Fan/Light/Night Light



FV-WCSW31-W (White)
FV-WCSW31-A (Light Almond)

- Multi-switch combination devices save space and add convenience
- Engineered to efficiently control current LED lighting and DC motor loads
- Common feed shunted internally to all switches
- Elegant decorator styling provides multiple controls in a single-gang wall box
- Fits single gang box / Includes matching wall plate
- Commercial Grade

Specifications	FV-WCSW31-W/A
Ground	Grounding
Feature	Single Pole / Single Pole / Single Pole
Amperage	15 Amp
Voltage	120 Volt
Terminations	Quickwire Push-In, and Side Connection
Standards & Certifications	UL/CSA Listed
Warranty	2 Year Limited



4 Function Switch



FV-WCSW41-W (White)

- Single pole/double throw on-off-on top switch, two single pole on-off switches
- Multi-switch combination devices save space and add convenience
- Common feed shunted internally to all switches
- Elegant decorator styling provides multiple controls in a single-gang wall box
- Includes matching wall plate
- Commercial Grade

Specifications	FV-WCSW41-W
Ground	Grounding
Feature	Single pole / double throw on-off-on top switch, two single pole on-off switches
Individual Switch Amperage	15 Amp
Total Switch Amperage	20 Amp
Voltage	120 Volt
Terminations	Quickwire and wire leads
Standards & Certifications	UL/CSA Listed
Warranty	2 Year Limited



WhisperControl and ecoswitch

Key Communication Platforms

NEW Condensation Sensor Plus “Clearly Superior” *



Panasonic

CLEARLY SUPERIOR

No project is complete without giving your clients complete control of their bathroom environment. Unlike ordinary humidistats, our **Condensation Sensor Plus** with built-in intelligence monitors both temperature and humidity, automatically turning the vent fan on as dew point approaches—before moisture sets in and has a chance to cause mold, mildew and a host of other issues. Ordinary humidistats only react after moisture has formed. **WhisperControl** can also be pre-set for the best moisture protection for any climate. **PLUS**, the minutes-per-hour timer automatically turns the fan on for up to 30 minutes every hour, to keep the bathroom clean, dry and healthy. Want to satisfy your clients, while complying with ASHRAE 62.2 and CalGreen standards? Then specify and install the ultimate in environment control: a **WhisperControl Condensation Sensor Plus**.

Check out our complete line of switches and fans at us.panasonic.com/VentFans



WhisperControl

* Final AD

Full Package Offering “Complete Control” *



Panasonic

COMPLETE CONTROL

No project is complete without giving your clients complete control of their bathroom environment. Unlike ordinary humidistats, our **Condensation Sensor Plus** with built-in intelligence monitors both temperature and humidity, automatically turning the vent fan on as dew point approaches—before moisture sets in and has a chance to cause mold, mildew and a host of other issues. Ordinary humidistats only react after moisture has formed. **WhisperControl** can also be pre-set for the best moisture protection for any climate. **PLUS**, the minutes-per-hour timer automatically turns the fan on for up to 30 minutes every hour, to keep the bathroom clean, dry and healthy. Want to satisfy your clients, while complying with ASHRAE 62.2 and CalGreen standards? Then specify and install the ultimate in environment control: a **WhisperControl Condensation Sensor Plus**.

Check out our complete line of switches and fans at us.panasonic.com/VentFans



WhisperControl

* Concept only, *Not* Final

WhisperControl and ecoswitch

Key Media Outlets

Targeted FY2014 Q2-Q4 Media Placements:

PRINT:

- ☐ ACHR The News
- ☐ JLC
- ☐ Professional Builder
- ☐ tED
- ☐ Hotel Business
- ☐ Lodging
- ☐ Hotel Management

DIGITAL:

- ☐ Custom Builder
- ☐ tED



WhisperControl and ecoswitch

Target Markets

- ☐ Custom/Production Single Family
- ☐ Multi-Family
- ☐ Bathroom Renovation/Remodeling
- ☐ Hotel/Lodging

Target Audience

- ☐ Builders
- ☐ Remodelers
- ☐ Designers
- ☐ Architects/Engineers
- ☐ Homeowners

Projects:

- ☐ New Construction
- ☐ ASHRAE 62.2
- ☐ Energy Star 3.0
- ☐ LEED for Homes
- ☐ Green building programs
- ☐ California Title 24
- ☐ CalGreen
- ☐ Federally funded weatherization
- ☐ Assisted Living

Distribution

- ☐ HVAC Wholesalers
- ☐ Electrical Wholesalers
- ☐ Kitchen & Bath
- ☐ Online



WhisperControl and ecoswitch

Please bookmark:

us.panasonic.com/ventfans

- Technical Specifications
- Submittal Sheets
- And much more...

