

LG THROUGH-THE-WALL AIR CONDITIONERS



- Energy efficient – select models are ENERGY STAR® qualified
- 3.5 kW electric heater for heating models
- Industry standard size 26" x 16"
- Gold Fin™ anti-corrosion treatment
- Chassis installs into any competitive sleeve
- All units include digital controls
- Cooling, fan, and dehumidification modes
- Temperature display on the unit
- Wireless remote control
- Trim kit masks wall opening

INNOVATIVE COMFORT SOLUTIONS



LG
Life's Good

Through-The-Wall Air Conditioners

LG's Through-The-Wall models offer versatile, energy efficient solutions for residential and light commercial applications.

Some of LG's Through-The-Wall models are ENERGY STAR® qualified, an important feature for energy conscious customers. All feature Gold Fin™ technology which protects the unit from the corrosive effects of outside air and extends the operating life.

BTU sizes range from 8,000-14,000, and both cooling only and heat/cool models are offered. Also, the standard size chassis fits into any competitive wall sleeve, allowing easy upgrade for an existing system.

Through-The-Wall Features & Benefits

Gold Fin™ Anti-Corrosion

Protects the unit from the corrosive effects of outside air and extends the operating life of Through-The-Wall models.

Push Button Shift Mode

Allows you to switch between cool and heat with ease.



Remote Control

Easy to use Wireless Remote Control.



Trim Kit

Unit has a nice, finished look when placed into an existing wall sleeve.



12 Hour On/Off Timer

Allows you to set the number of hours you'd like the unit to run, up to 12 Hours.

Auto Sleep Mode

Automatically increases the temperature setting 2 °F twice (after 1/2 hour and one hour). The interior unit shuts off when the timer setting is reached.

Auto Restart

Automatically restarts a unit to programmed setting when the electricity comes on after a power failure.

Warranty:

1-year full system warranty, parts and labor.
 Warranty on unit for years 2-5, parts only, exclusive of the refrigeration system.
 Warranty on sealed refrigeration system, 5 years, parts and labor.

Original Accessories

DESCRIPTION	MODEL #
26" Wall Sleeve	AXSVA1
Stamped Aluminum Grille	AXRGALA01
Wall Sleeve with Stamped Aluminum Grille	AXSVA4
Architectural Grille	AXAGALA01A



Wall Sleeve
AXSVA1



Stamped Aluminum Grille
AXRGALA01



Wall Sleeve with Stamped Aluminum Grille
AXSVA4













Architectural Grille
AXAGALA01A (Aluminum Color)

Sleeve Dimensions of Major Brands	Friedrich USC Sleeve	GE	Amana	Whirlpool Fedders	Frigidaire	LG
Height (in.)	15 17/32	15 5/8	15 5/8	15 3/4	15 7/16	15 17/32
Width (in.)	25 7/8	26	26	26 3/4	25 7/8	25 7/8
Depth (in.)	16 23/32	16 7/8	16 7/8	15	18	16 23/32

Inside dimension of LG Sleeve (W x H x D, in.): 25 5/16 X 14 7/8 x 15 5/16

Through-the-Wall Air Conditioners

BUYER MODEL	LT081CER 	LT101CNR	LT103CER 	LT121CNR	LT123CNR	LT143CNR	LT103HNR	LT123HNR	
LG MODEL	UXC081BLMK1	UXC101BLMK1	UXC103BLMK1	UXC121BLMK1	UXC123BLMK1	UXC143BLMK0	UXX103ALMK1	UXX123ALMK1	
PERFORMANCE									
BTU Performance (Cooling)	8,000	9,800	10,000/9,800	11,500	11,500/11,200	13,000/12,600	10,000/9,800	11,500/11,200	
BTU Performance (Heating)							11,200/9,200	11,200/9,200	
EER	9.6	8.8	9.4/9.4	8.8	8.8/8.8	8.5/8.5	9.4/9.4	8.8/8.8	
COP									
Dehumid. (Pts/Hr)	2.2	3.2	3.2	3.8	3.8	4.0	3.2	3.8	
Dry Air Flow (CFM)	260	285	285	290	290	310	285	290	
dBA Level (Indoor / Outdoor)	49/59	51/60	51/60	52/61	52/61	53/62	51/60	52/61	
ELECTRICAL RATINGS									
Voltage / 60 Hz	115	115	230/208	115	230/208	230/208	230/208	230/208	
Plug Type									
Watts (Cooling)	830	1,110	1,060/1,040	1,310	1,310/1,270	1,530/1,480	1,060/1,040	1,310/1,270	
Watts (Heating)							3,500/2,900	3,500/2,900	
Rated Amps (Cooling)	7.5	10.2	4.7/5.2	12.0	6.0/6.4	7.0/7.5	4.7/5.2	6.0/6.4	
Rated Amps (Heating)							15.3/14.0	15.3/14.0	
FEATURES									
Thermostat Control	Thermistor	Thermistor	Thermistor	Thermistor	Thermistor	Thermistor	Thermistor	Thermistor	
Air Deflection	4-Way	4-Way	4-Way	4-Way	4-Way	4-Way	4-Way	4-Way	
Remote Controller	Yes	Yes	Yes	Yes	Yes	Yes	Yes	Yes	
Auto Swing	No	No	No	No	No	No	No	No	
Auto Restart	Yes	Yes	Yes	Yes	Yes	Yes	Yes	Yes	
Energy Saver Function	Yes	Yes	Yes	Yes	Yes	Yes	Yes	Yes	
Timer	12Hr, On/Off	12Hr, On/Off	12Hr, On/Off	12Hr, On/Off	12Hr, On/Off	12Hr, On/Off	12Hr, On/Off	12Hr, On/Off	
Sleep	-	-	-	-	-	-	-	-	
Fan Speed: Cooling (Heating)	3	3	3	3	3	3	2(2)	2(2)	
Fan Only	3	3	3	3	3	3	2	2	
Compressor	Rotary	Rotary	Rotary	Rotary	Rotary	Rotary	Rotary	Rotary	
Indoor Fan Type	Turbo	Turbo	Turbo	Turbo	Turbo	Turbo	Turbo	Turbo	
Type Air Discharge	Top	Top	Top	Top	Top	Top	Top	Top	
Outdoor Vent / Exhaust	Yes	Yes	Yes	Yes	Yes	Yes	Yes	Yes	
Rear Grille	Yes	Yes	Yes	Yes	Yes	Yes	Yes	Yes	
Chassis Type	XB	XB	XB	XB	XB	XB	XA	XA	
OTHERS									
Carton (in.)	Height	17 13/32	17 13/32	17 13/32	17 13/32	17 13/32	17 13/32	18 4/32	18 4/32
	Width	27 23/32	27 23/32	27 23/32	27 23/32	27 23/32	27 23/32	27 23/32	27 23/32
	Depth	22 13/32	22 13/32	22 13/32	22 13/32	22 13/32	22 13/32	22 13/32	22 13/32
Dimension (in.)	Height	14 13/32	14 13/32	14 13/32	14 13/32	14 13/32	14 13/32	14 13/32	14 13/32
	Width	24	24	24	24	24	24	24 21/32	24 21/32
	Depth	20 3/32	20 3/32	20 3/32	20 3/32	20 3/32	20 3/32	19 21/32	19 21/32
Net Weight (lbs.)	73	78	78	80	80	87	78	80	
Shipping Weight (lbs.)	79	84	86	87	87	94	84	87	
Stuffing Quantity (40ft)	339	339	399	399	339	399	339	339	



LG Commercial Air Conditioning
 11405 Old Roswell Road, Alpharetta, GA 30009
 for more information and where to buy,
 visit www.lghvac.com

