




Need a condensate pump for the Artcool picture unit?

Models LAN 096 HNP & LAN 126 HNP

THE CHALLENGE.



When a gravity drain is not possible, severe space restrictions in the ARTCOOL Picture series make installing a condensate pump a difficult challenge.

THE SOLUTION.




The Aspen Mini Aqua ASP-MART-LG24 condensate pump kit meets the severe space restriction challenge of the LG Artcool both quietly and discreetly.

A specially designed float switch clips directly onto the drain pan. A custom rubber adaptor connects directly to the drain pan outlet to collect the condensate and channel it directly into the pump via an inline filter.

The Slimline Mini Aqua pump installs snugly below the evaporator coil.

See reverse side for technical information and details of our other Low Voltage pumps. For additional information, ask your distributor, or contact Airtec Products Corp.



Mini Aqua ASP-MART-LG24

Fits Artcool Picture unit models LAN 096 HNP & LAN 126 HNP

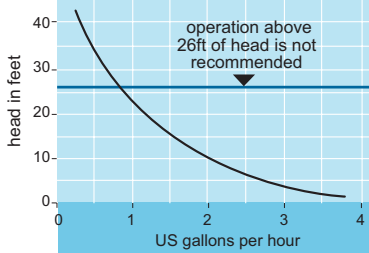
POWER SUPPLY & CONSUMPTION CTN WT

ASP-MART-LG24*

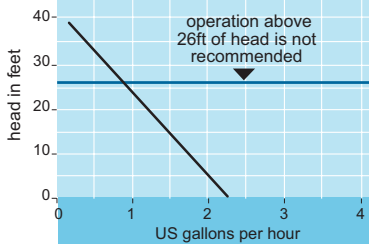
24 VAC .67A 16W 5 1/2 lbs

*Add "A" suffix for kit without transformer

Mini - no suction lift



Mini - constant 3ft suction lift



Features:

- EZ access inline filter is removable from front, can be backwashed or replaced.
- No reservoir or breather tube is required.
- Kit includes all components to complete installation.
- Pumps up to a 26 foot head.
- Includes an integral Overflow cut out switch.
- Low voltage requires no special wiring.

Overflow Contacts:

3A NO/NC dry contacts rated @ 5A inductive at 230V AC.

Duty Cycle:

50% duty cycle
5 mins on / 5 mins off

Capacity:

3.7 GPH @ zero head,
0.8 GPH @ 26ft head
Up to 24,000 BTU/hr

Maximum head: 26ft

Suction lift: 3ft

Sound level: 21dB(A)



shown actual size


Cross Section:

1 1/8" x 1 1/8"

Pump Dimensions:
L-6 1/2"
H-1 1/8"
W-1 1/8"

MART Kit Includes:

- Pump and cable assembly
- Clip on float switch
- Inline filter
- Vinyl discharge tube - 5' x 1/4" i.d.
- Drain hose adaptor
- Inline fuse
- Transformer package



Other Aspen pump models available in low voltage.

LIME ORANGE AQUA